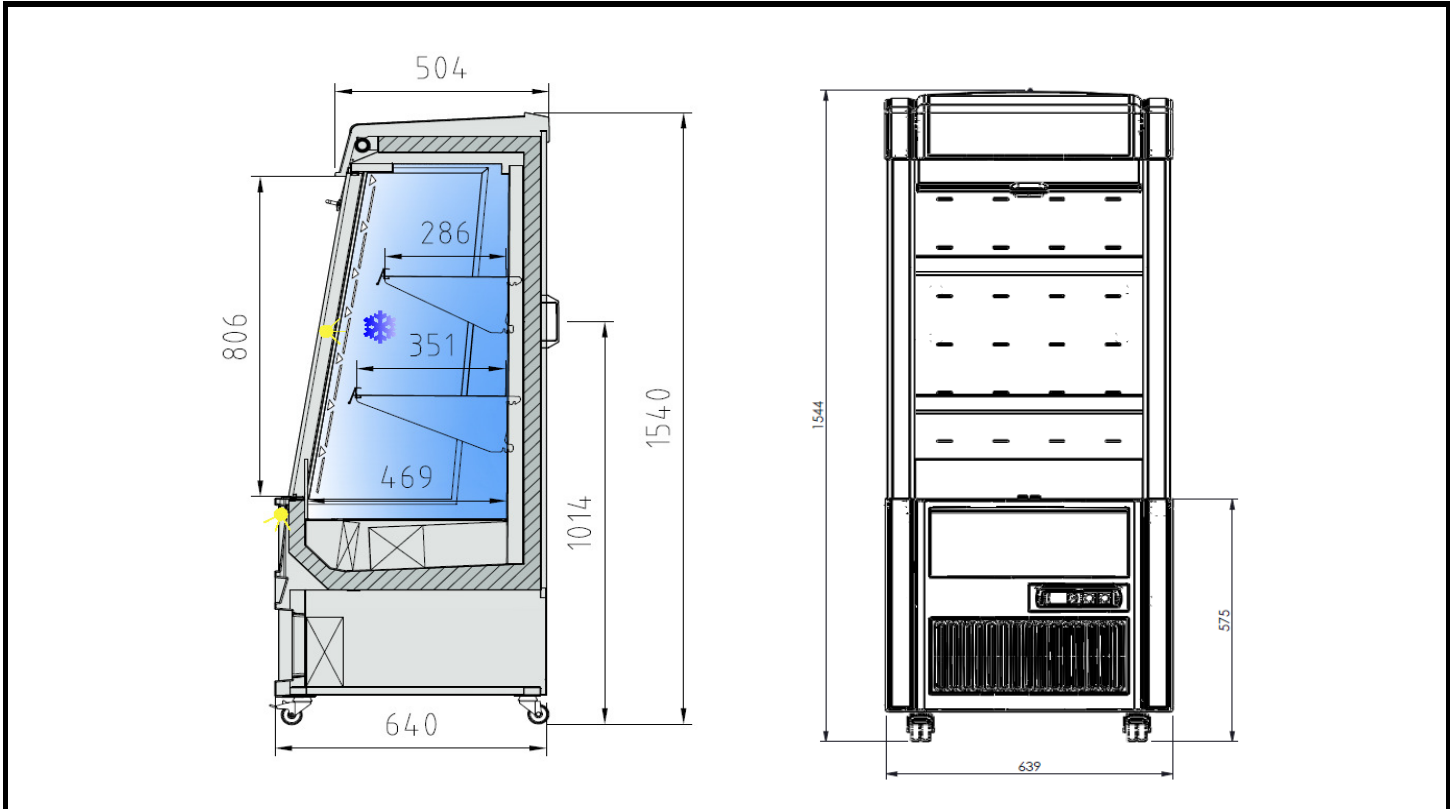


<b>MODEL:</b>	PRO-60	<b>FAMILY:</b>	GRAB&GO	<b>MANUFACTURER:</b>	
---------------	--------	----------------	---------	----------------------	---

**IMAGE / DETAIL**



**TECHNICAL DRAWING**



*Every photo should be considered as a reference*



Ctra. Córdoba - Málaga Km. 75.800  
 Tlfs: +34957 510126 Fax: +34957510682  
 14900 LUCENA (Córdoba), Spain  
[info@docriluc.es](mailto:info@docriluc.es)  
[www.docriluc.com](http://www.docriluc.com)

<b>MODEL:</b>	PRO-60	<b>FAMILY:</b>	GRAB&GO	<b>MANUFACTURER:</b>	
---------------	--------	----------------	---------	----------------------	---

### ELECTRICAL DATA

<b>COMPRESSOR</b>	Model Brand (Hp)	NLE-12,6 MN SECOP (1/2)
<b>REFRIGERATION POWER</b>	W(-10°C / 45°C, Test conditions)	967 (EN12900 MBP)
<b>REFRIGERANT</b>	Type	R-290 Propane
<b>EVAPORATOR</b>	Type	COOPER TUBE AND ALUMINIUM FINNS
<b>CONDENSER</b>	Type	COOPER TUBE AND ALUMINIUM FINNS
<b>CONTROLLER</b>	Type / Model	ELECTRONIC / PJEASY CAREL
<b>BLOWING AGENT</b>	Type	C4H5F5
<b>INSULATION</b>	Type (Density kg/m <sup>3</sup> )	Polyurethane (40)

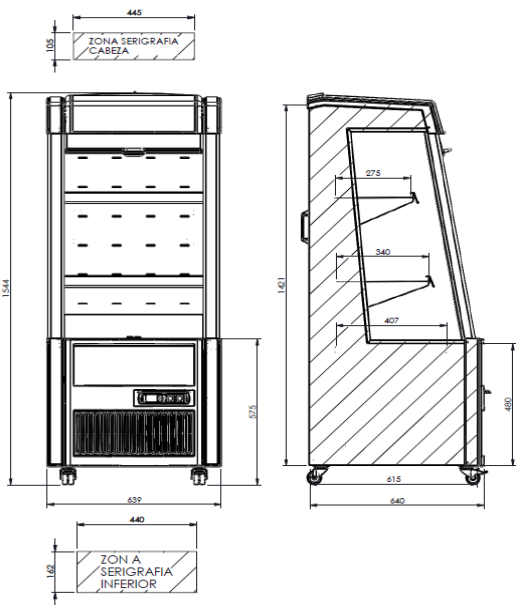
<b>CONSUMPTION PER DAY</b>	KWh/24h	10,22
<b>NOMINAL TOTAL POWER</b>	W (Voltage / Frequency)	1370 (230 / 50)
<b>CLIMATIC CLASS</b>	Nº (°C / % H.R.)	3 (25°C 60% H.R.)
<b>STANDARD LIGHTING POWER</b>	Type / Position (W)	LED /CANOPY, VERTICAL SIDES AND FRONT (20,16W)
<b>PRODUCT TEMPERATURE</b>	Type (°C)	0+7°C
<b>RANGE WORKING TEMPERATURE</b>	°C	0+8°C

### GENERAL DATA


<b>EXTERNAL DIMENSIONS</b>	WxDxH mm	640x640x1499
<b>INTERNAL DIMENSIONS</b>	WxDxH mm	545x470x870
<b>NET VOLUME</b>	l	200
<b>SHELVES</b>	Number (WxD mm)	2 (530x335)
<b>TDA</b>	m <sup>2</sup>	0,43
<b>33cl CANS CAPACITY</b>	Number	240
<b>33cl CANS FACINGS</b>	Number	120

<b>PACKAGING DIMENSIONS</b>	WxDxH mm	680x680x1650
<b>DELIVERY BATCH</b>	Type (number)	Palletized box (1)
<b>NET WEIGHT</b>	Kg	125
<b>PALLETIZED WEIGHT</b>	Kg	141
<b>LOADABILITY / TRUCK 13.6m</b>	Number	-
<b>LOADABILITY / 20' CONTAINER</b>	Number	-
<b>LOADABILITY / 40' CONTAINER</b>	Number	-

### TECHNICAL FEATURES

<b>EXTERIOR MATERIAL</b>	Type	CUSTOMIZED PLASTIC COATED STEEL
<b>INTERIOR MATERIAL</b>	Type	BLACK PLASTIC COATED STEEL
<b>DOOR /CURTAIN</b>	Type	NIGHT BLIND CURTAIN COLOUR GREY
<b>EXTRA INFORMATION</b>		WHEELS / RETROILLUMINATED CANOPY
<b>SILKSCREEN / PRINTING</b>	Drawing	

### QUALITY REQUIREMENTS



Every photo should be considered as a reference

Ctra. Córdoba - Málaga Km. 75.800  
Tlfs: +34957 510126 Fax: +34957510682  
14900 LUCENA(Córdoba), Spain  
[info@docriluc.es](mailto:info@docriluc.es)  
[www.docriluc.com](http://www.docriluc.com)